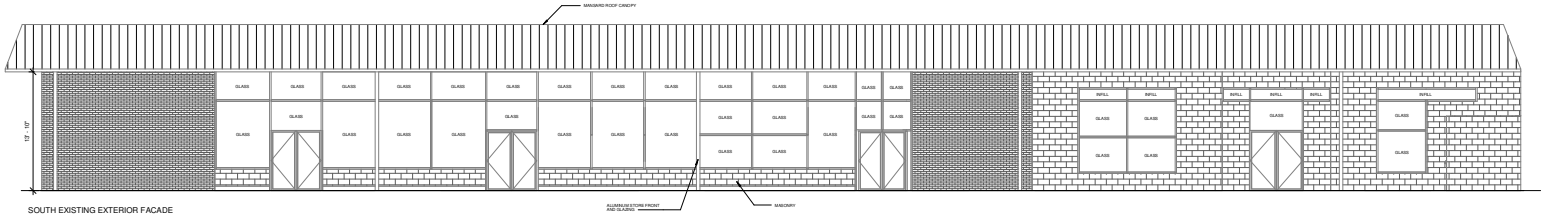

1 SOUTH EXISTING EXTERIOR FACADE ELEVATION
3/16" = 1'-0"

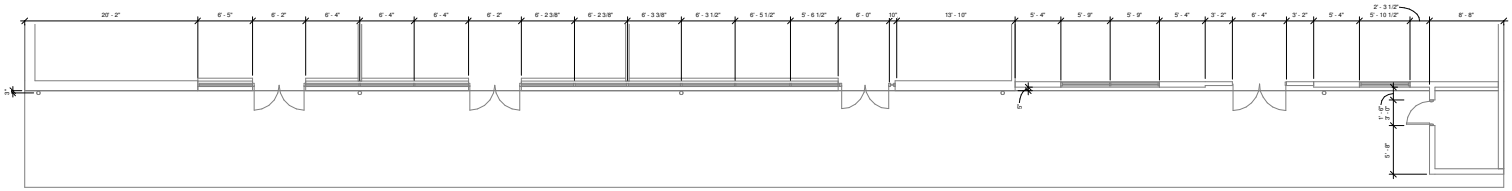

3 LEVEL 1 EXISTING FACADE FLOOR PLAN
3/16" = 1'-0"

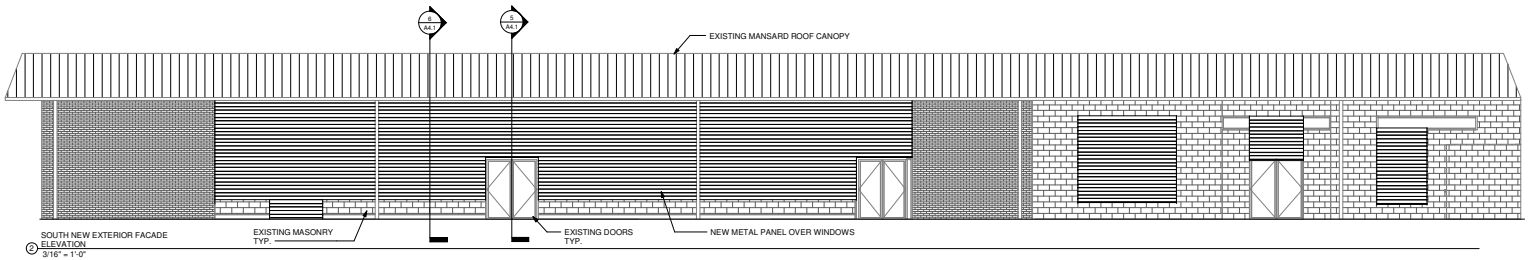

2 SOUTH NEW EXTERIOR FACADE ELEVATION
3/16" = 1'-0"

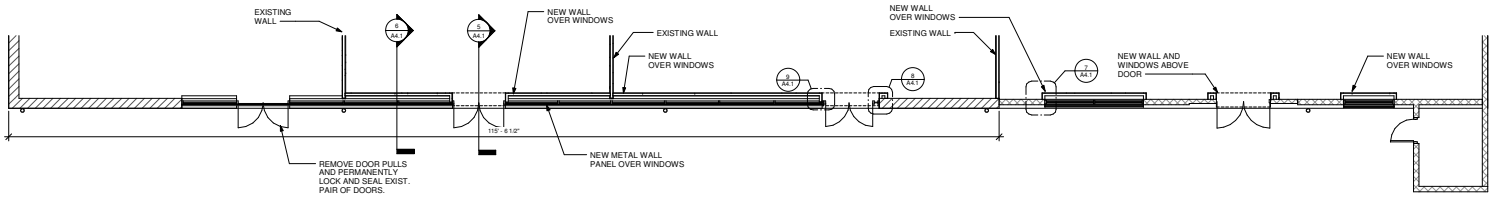

4 LEVEL 1 NEW FACADE FLOOR PLAN
3/16" = 1'-0"

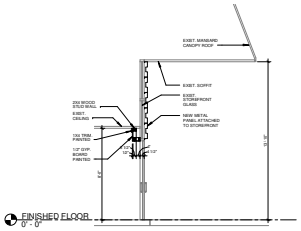

5 WALL SECTION
1/4" = 1'-0"

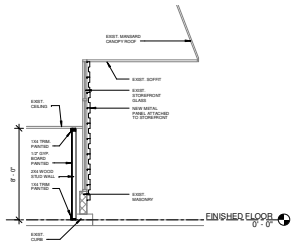

6 WALL SECTION
1/4" = 1'-0"

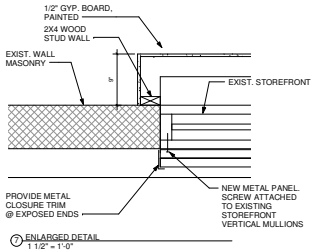

7 ENLARGED DETAIL
1 1/2" = 1'-0"

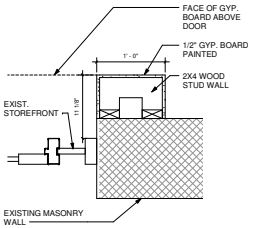

8 ENLARGED DETAIL
1 1/2" = 1'-0"

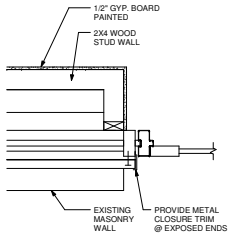

9 ENLARGED DETAIL
1 1/2" = 1'-0"

PLAN NOTES:

1. NEW METAL WALL PANEL SHALL BE MBCL SHADOWRIB. 3" DEEP, 24 ga. OR EQUAL PRODUCT. SCREW ATTACH TO EXISTING ALUMINUM STOREFRONT.
2. CONTRACTOR HAS THE OPTION TO USE 2X4 WOOD STUD FRAMING OR 3 5/8" METAL STUD FRAMING FOR NEW INTERIOR WALLS.
3. EXISTING CEILING HEIGHTS VARY IN DIFFERENT AREAS. CONTRATOR SHALL FIELD VERIFY PRIOR TO SUBMITTING A BID PROPOSAL.

BURNS ARCHITECTURE

BURNS ARCHITECTURE LLC
2902 FLINTROCK TRACE SUITE B 102
AUSTIN, TEXAS 78616
Copyright 2019
KENNETH C. BURNS, AIA.

HILL COUNTY

COVINGTON STREET FAMILY PRACTICE AND INTERIOR RENOVATION
126 COVINGTON STREET
HILLSBORO, TX

No.	Revision	Date

NOTE: DO NOT SCALE DRAWING
CONSTRUCTION DOCUMENTS

11/1/19

Project Number	HCCAF-19
Date	11/1/19
Scale	As indicated

ELEVATIONS

A4.1